



PROGRESSIVE EXTRACTIONS  
& EXPORTS LIMITED

Tel No. (0755) 255 8656, 255 8639  
Fax No. (0755) 255 0622

Regd. Office : Shri Mohan Parisar, 232, Zone-I  
Maharana Pratap Nagar, Bhopal - 462 011 INDIA

C. I. N. No.- L15141MP1981PTC001759

Date: 15<sup>th</sup> February, 2017

Department of Corporate Services,  
BSE Ltd.,  
P.J Towers, Ground Floor,  
Dalal Street,  
Fort, Mumbai - 400 001

Ref : Progressive Extractions & Exports Ltd. (Scrip Code 531265)  
Sub : Submission of Financial Results & limited review report -31.12.2016


Dear Sir,

As desired, we are enclosing herewith, Standalone Quarterly Financial results for the Quarter ~~ended~~ ended on 31<sup>st</sup> December, 2016, however we have already uploaded XML File through Listing Centre.

We request you to kindly take the above on record.

Thanking you,

Yours faithfully,  
(For Progressive Extractions & Exports Ltd.)

  
(Nifin Bhondwe)  
Director  
Encl : a.a



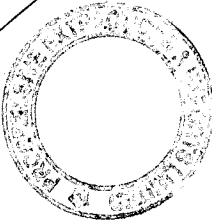
General information about company	
Scrip code	531265
Name of company	Progressive Extractions & Exports Limited
Result Type	Main Format
Class of security	Equity
Date of start of financial year	01-04-2017
Date of end of financial year	31-03-2017
Date of board meeting when results were approved	06-02-2017
Date on which prior intimation of the meeting for considering financial results was informed to the exchange	30-01-2017
Description of presentation currency	INR
Level of rounding used in financial results	Lakhs
Reporting Quarter	Third quarter
Nature of report standalone or consolidated	Standalone
Whether results are audited or unaudited	Unaudited
Segment Reporting	Single segment
Description of single segment	There is No Business Activitis during this quarter

*M. Jindal*



Quarterly & Half Yearly Financial Result by Companies Other than Banks							
Particulars		3 months ended (dd-mm-yyyy)	Previous 3 months ended (dd-mm-yyyy)	Corresponding 3 months ended in the previous year (dd-mm-yyyy)	Year to date figures for current period ended (dd-mm-yyyy)	Year to date figures for previous period ended (dd-mm-yyyy)	Previous accounting year ended (dd-mm-yyyy)
A	Date of start of reporting period	01-10-2017	01-07-2017	01-10-2016	01-04-2017	01-04-2016	01-04-2016
B	Date of end of reporting period	31-12-2017	30-09-2017	31-12-2016	31-12-2017	31-12-2016	31-03-2017
C	Whether results are audited or unaudited	Unaudited	Unaudited	Unaudited	Unaudited	Unaudited	Audited
D	Nature of report standalone or consolidated	Standalone	Standalone	Standalone	Standalone	Standalone	Standalone
<b>Part I</b>							
<b>1 Revenue From Operations</b>							
	Net sales or Revenue from Operations	0	0	0	0	0	0
	Other operating revenues	0	0	0	0	0	0
	<b>Total Revenue from operations (net)</b>	<b>0</b>	<b>0</b>	<b>0</b>	<b>0</b>	<b>0</b>	<b>0</b>
<b>2 Expenses</b>							
(a)	Cost of materials consumed	0	0	0	0	0	0
(b)	Purchases of stock-in-trade	0	0	0	0	0	0
(c)	Changes in inventories of finished goods, work-in-progress and stock-in-trade	0	0	0	0	0	0
(d)	Employee benefit expense	0	0	0	0	0	0
(e)	Depreciation and amortisation expense	0.42	0.42	0.42	1.27	1.25	1.78
<b>(f) Other Expenses</b>							
1	Salary & Wages	0.9	0.95	0.56	2.78	2.29	3.36
2	Travelling & conveyance	0.03	0.02	0.04	0.1	0.15	0.24
3	Legal & professional Fees	0.2	0.15	0.02	0.74	0.7	3.61
4	Vehicle Repairing & Maintt.	0.01	0.05	0.02	0.08	0.03	0.38
5	Bank Charges	0.01	0.01	0.01	0.04	0.03	0.02
6	Misc. Expenses	0.02	0.02	0	0.05	0.02	0.07
7	Audit Fees	0	0	0	0	0	0.1
8	0	0	0	0	0	0	0
9	0	0	0	0	0	0	0
10	0	0	0	0	0	0	0
	<b>Total other expenses</b>	<b>1.17</b>	<b>1.2</b>	<b>0.65</b>	<b>3.79</b>	<b>3.22</b>	<b>7.78</b>
	<b>Total expenses</b>	<b>1.59</b>	<b>1.62</b>	<b>1.07</b>	<b>5.06</b>	<b>4.47</b>	<b>9.56</b>

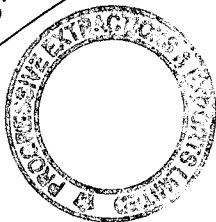
*M. Anwar Jinn*



Progressive Extractions & Exports Ltd.

Quarterly & Half Yearly Financial Result by Companies Other than Banks							
Particulars		3 months ended (dd-mm-yyyy)	Previous 3 months ended (dd-mm-yyyy)	Corresponding 3 months ended in the previous year (dd-mm-yyyy)	Year to date figures for current period ended (dd-mm-yyyy)	Year to date figures for previous period ended (dd-mm-yyyy)	Previous accounting year ended (dd-mm-yyyy)
A	Date of start of reporting period	01-10-2017	01-07-2017	01-10-2016	01-04-2017	01-04-2016	01-04-2016
B	Date of end of reporting period	31-12-2017	30-09-2017	31-12-2016	31-12-2017	31-12-2016	31-03-2017
C	Whether results are audited or unaudited	Unaudited	Unaudited	Unaudited	Unaudited	Unaudited	Audited
D	Nature of report standalone or consolidated	Standalone	Standalone	Standalone	Standalone	Standalone	Standalone
<b>Part I</b>							
3	Profit (loss) from operations before other income, finance costs and exceptional items	-1.59	-1.62	-1.07	-5.06	-4.47	-9.56
4	Other income	0.3	0.35	0.39	1.17	1.21	1.77
5	Profit (loss) from ordinary activities before finance costs and exceptional items	-1.29	-1.27	-0.68	-3.89	-3.26	-7.79
6	Finance costs	0	0	0	0	0	0
7	Profit (loss) from ordinary activities after finance costs but before exceptional items	-1.29	-1.27	-0.68	-3.89	-3.26	-7.79
8	Prior period items before tax	0	0	0	0	0	0
9	Exceptional items	0	0	0	0	0	0
10	Profit (loss) from ordinary activities before tax	-1.29	-1.27	-0.68	-3.89	-3.26	-7.79
11	Tax Expense	0	0	0	0	0	0
12	Net profit (loss) from ordinary activities after tax	-1.29	-1.27	-0.68	-3.89	-3.26	-7.79
13	Extraordinary items	0	0	0	0	0	0
14	Net Profit Loss for the period from continuing operations	-1.29	-1.27	-0.68	-3.89	-3.26	-7.79
15	Profit (loss) from discontinuing operations before tax	0	0	0	0	0	0
16	Tax expense of discontinuing operations	0	0	0	0	0	0
17	Net profit (loss) from discontinuing operation after tax	0	0	0	0	0	0
18	Profit (loss) for period before minority interest	-1.29	-1.27	-0.68	-3.89	-3.26	-7.79
21	Net Profit (loss) after taxes minority interest and share of profit (loss) of associates	-1.29	-1.27	-0.68	-3.89	-3.26	-7.79

*M. S. J. J.*



Progressive Extractions & Exports Ltd.

Quarterly & Half Yearly Financial Result by Companies Other than Banks							
Particulars		3 months ended (dd-mm-yyyy)	Previous 3 months ended (dd-mm-yyyy)	Corresponding 3 months ended in the previous year (dd-mm-yyyy)	Year to date figures for current period ended (dd-mm-yyyy)	Year to date figures for previous period ended (dd-mm-yyyy)	Previous accounting year ended (dd-mm-yyyy)
A	Date of start of reporting period	01-10-2017	01-07-2017	01-10-2016	01-04-2017	01-04-2016	01-04-2016
B	Date of end of reporting period	31-12-2017	30-09-2017	31-12-2016	31-12-2017	31-12-2016	31-03-2017
C	Whether results are audited or unaudited	Unaudited	Unaudited	Unaudited	Unaudited	Unaudited	Audited
D	Nature of report standalone or consolidated	Standalone	Standalone	Standalone	Standalone	Standalone	Standalone
<b>Part I</b>							
<b>22 Details of equity share capital</b>							
	Paid-up equity share capital	360.44	360.44	360.44	360.44	360.44	360.44
	Face value of equity share capital	360.44	360.44	360.44	360.44	360.44	360.44
<b>23 Details of debt securities</b>							
24	Reserves excluding revaluation reserve	457.84	456.55	473.62	456.55	473.62	459.15
<b>26 Earnings per share</b>							
i	Earnings per share before extraordinary items						
	Basic earnings per share before extraordinary items	0	0	0	0	0	0
	Diluted earnings per share before extraordinary items	0	0	0	0	0	0
ii	<b>Earnings per share after extraordinary items</b>						
	Basic earnings per share after extraordinary items	0	0	0	0	0	0
	Diluted earnings per share after extraordinary items	0	0	0	0	0	0
30	Disclosure of notes on financial results	Textual Information(1)					

*M. H. J. J.*

