



# PROGRESSIVE EXTRACTIONS & EXPORTS LIMITED

Phone: (075) 255 8555, 255 8639

Email: info@progressivecorp.net, extractions@yahoo.co.in

Website: progressivecorp.net

CIN No - L1514IMP198IPTC001759

REGD. OFFICE : SHRI MOHAN PARISAR, 232, ZONE-I  
MAHARANA PRATAP NAGAR, BHOPAL - 462 011 INDIA

Date 9<sup>th</sup> October, 2014

Department of Corporate Services,  
BSE Ltd.,  
P.J Towers, Ground Floor,  
Dalal Street,  
Fort , Mumbai – 400 001

Kind Attn: Ms. Hetal Kotak / Mr. Troydon Bird.  
AGM / DM

Ref : Progressive Extractions & Exports Ltd. (Scrip Code 531265)


Sub : Share Holding pattern for the quarter ended on 30<sup>th</sup> September, 2014.


With reference to the subject cited above, we are enclosing herewith Share holding pattern for the quarter ended on 30<sup>th</sup> September, 2014, towards compliances of listing agreement clause 35.

We request you to kindly take the above on record.

Thanking you,

Yours faithfully,  
(for Progressive Extractions & Exports Ltd.)

  
(Nitin Bhondwe)  
Director  
Encl : a.a



## Introductory sub-table (I)(a)

Scrip Code, Name of the scrip, class of security: 531265 (EQUITY)

Quarter ended: 30.09.2014

| Partly paid-up shares:-         | No. of partly paid-up shares | As a % of total no. of partly paid-up shares | As a % of total no. of shares of the company |
|---------------------------------|------------------------------|--|--|
| Held by promoter/promoter group | 0                            | 0  | 0  |
| Held by public                  | 0                            | 0  | 0  |
| <b>Total - D</b>                | <b>0</b>                     | <b>0</b>                                     | <b>0</b>                                     |

| Outstanding convertible securities:- | No. of outstanding securities | As a % of total no. of outstanding convertible securities | As a % of total no. of shares of the company, assuming full conversion of the convertible securities |
|--------------------------------------|-------------------------------|---|--|
| Held by promoter/promoter group      | 0                             | 0   | 0  |
| Held by public                       | 0                             | 0   | 0  |
| <b>Total - E</b>                     | <b>0</b>                      | <b>0</b>  | <b>0</b>   |

| Warrants:-                      | No. of warrants | As a % of total no. of warrants | As a % of total no. of shares of the company, assuming full conversion of warrants |
|---------------------------------|-----------------|---------------------------------|--|
| Held by promoter/promoter group | 0               | 0                               | 0  |
| Held by public                  | 0               | 0                               | 0  |
| <b>Total - F</b>                | <b>0</b>        | <b>0</b>                        | <b>0</b>   |


|   |  |   |     |
|---|--|---|-----|
| Total paid-up capital of the company, assuming full conversion of warrants and convertible securities (Grand Total (A+B+C)+ D+E+F ) | 3604400 shares of Rs.10/-<br>Rs. 3,60,44,000/- | 0 | 100 |
|---|--|---|-----|

for Progressive Extractions &amp; Exports Limited

(Nitin Bhondwe)

Director

Date: 09.10.2014



## Statement Showing Shareholding Pattern

Name of the Company : Progressive Extractions &amp; Exports Limited


Scrip Code : 532265

Quarter Ended 30.09.2014

| Category code | Category of Shareholder   | Number of Shareholders | Table (I)(a)           |  | Total shareholding as a percentage of total number of shares |                            | Shares Pledged or otherwise encumbered |                        |
|---------------|---|------------------------|------------------------|--|--|----------------------------|--|------------------------|
|               |   |                        | Total number of shares | Number of shares held in dematerialized form | As a percentage of (A+B) <sup>1</sup>                        | As a percentage of (A+B+C) | Number of shares                       | As a percentage        |
| (I)           | (II)  | (III)                  | (IV)                   | (V)  | (VI)   | (VII)                      | (VIII)                                 | (IX) = (VIII)/(IV)*100 |
| <b>(A)</b>    | <b>Shareholding of Promoter and Promoter Group<sup>2</sup></b>                          |                        |                        |  |  |                            |  |                        |
| <b>1</b>      | <b>Indian</b>   |                        |                        |  |  |                            |  |                        |
| (a)           | Individuals/ Hindu Undivided Family   | 9                      | 2680600                | 1585300                                      | 74.37  | 74.37                      | 0                                      | 0.00                   |
| (b)           | Central Government/ State Government(s)   | 0                      | 0                      | 0  | 0.00   | 0.00                       | 0                                      | 0.00                   |
| (c)           | Bodies Corporate  | 0                      | 0                      | 0  | 0.00   | 0.00                       | 0                                      | 0.00                   |
| (d)           | Financial Institutions/ Banks   | 0                      | 0                      | 0  | 0.00   | 0.00                       | 0                                      | 0.00                   |
| (e)           | Any Others(Specify)   | 0                      | 0                      | 0  | 0.00   | 0.00                       | 0                                      | 0.00                   |
| (e-i)         |   | 0                      | 0                      | 0  | 0.00   | 0.00                       | 0                                      | 0.00                   |
| (e-ii)        |   |                        |                        |  |  |                            |  |                        |
|               | <b>Sub Total(A)(1)</b>  | <b>9</b>               | <b>2680600</b>         | <b>1585300</b>                               | <b>74.37</b>   | <b>74.37</b>               | <b>0</b>                               | <b>0.00</b>            |
| <b>2</b>      | <b>Foreign</b>  |                        |                        |  |  |                            |  |                        |
| a             | Individuals (Non-Residents Individuals/ Foreign Individuals)                            | 0                      | 0                      | 0  | 0.00   | 0.00                       | 0                                      | 0.00                   |
| b             | Bodies Corporate  | 0                      | 0                      | 0  | 0.00   | 0.00                       | 0                                      | 0.00                   |
| c             | Institutions  | 0                      | 0                      | 0  | 0.00   | 0.00                       | 0                                      | 0.00                   |
| d             | Any Others(Specify)   | 0                      | 0                      | 0  | 0.00   | 0.00                       | 0                                      | 0.00                   |
| d-i           |   |                        |                        |  |  |                            |  |                        |
| d-ii          |   |                        |                        |  |  |                            |  |                        |
|               | <b>Sub Total(A)(2)</b>  | <b>0</b>               | <b>0</b>               | <b>0</b>                                     | <b>0.00</b>  | <b>0.00</b>                | <b>0</b>                               | <b>0.00</b>            |
|               | <b>Total Shareholding of Promoter and Promoter Group (A)=(A)(1)+(A)(2)</b>              | <b>9</b>               | <b>2680600</b>         | <b>1585300</b>                               | <b>74.37</b>   | <b>74.37</b>               | <b>0</b>                               | <b>0.00</b>            |
| <b>(B)</b>    | <b>Public shareholding</b>  |                        |                        |  |  |                            |  |                        |
| <b>1</b>      | <b>Institutions</b>   |                        |                        |  |  |                            |  |                        |
| (a)           | Mutual Funds/ UFI   | 0                      | 0                      | 0  | 0.00   | 0.00                       | 0                                      | 0.00                   |
| (b)           | Financial Institutions Banks  | 0                      | 0                      | 0  | 0.00   | 0.00                       | 0                                      | 0.00                   |
| (c)           | Central Government/ State Government(s)   | 0                      | 0                      | 0  | 0.00   | 0.00                       | 0                                      | 0.00                   |
| (d)           | Venture Capital Funds   | 0                      | 0                      | 0  | 0.00   | 0.00                       | 0                                      | 0.00                   |
| (e)           | Insurance Companies   | 0                      | 0                      | 0  | 0.00   | 0.00                       | 0                                      | 0.00                   |
| (f)           | Foreign Institutional Investors   | 0                      | 0                      | 0  | 0.00   | 0.00                       | 0                                      | 0.00                   |
| (g)           | Foreign Venture Capital investors   | 0                      | 0                      | 0  | 0.00   | 0.00                       | 0                                      | 0.00                   |
| (h)           | Any Other (specify)   | 0                      | 0                      | 0  | 0.00   | 0.00                       | 0                                      | 0.00                   |
| (h-i)         |   |                        |                        |  |  |                            |  |                        |
| (h-ii)        |   |                        |                        |  |  |                            |  |                        |
|               | <b>Sub-Total (B)(1)</b>   | <b>0</b>               | <b>0</b>               | <b>0</b>                                     | <b>0.00</b>  | <b>0.00</b>                | <b>0</b>                               | <b>0.00</b>            |
| <b>B 2</b>    | <b>Non-institutions</b>   |                        |                        |  |  |                            |  |                        |
| (a)           | Bodies Corporate  | 16                     | 19320                  | 19320  | 0.54   | 0.54                       | 0                                      | 0.00                   |
| (b)           | Individuals   | 0                      | 0                      | 0  | 0.00   | 0.00                       | 0                                      | 0.00                   |
| I             | Individuals - i Individual shareholders holding nominal share capital up to Rs 1 lakh   | 793                    | 440180                 | 144080                                       | 12.21  | 12.21                      | 0                                      | 0.00                   |
| II            | ii Individual shareholders holding nominal share capital in excess of Rs. 1 lakh        | 8                      | 464300                 | 240600                                       | 12.88  | 12.88                      | 0                                      | 0.00                   |
| (c)           | Any Other (specify)   | 0                      | 0                      | 0  | 0.00   | 0.00                       | 0                                      | 0.00                   |
| (c-i)         |   |                        |                        |  |  |                            |  |                        |
| (c-ii)        |   |                        |                        |  |  |                            |  |                        |
|               | <b>Sub-Total (B)(2)</b>   | <b>817</b>             | <b>923800</b>          | <b>404000</b>                                | <b>25.63</b>   | <b>25.63</b>               | <b>0.00</b>                            | <b>0.00</b>            |
| <b>(B)</b>    | <b>Total Public Shareholding (B)=(B)(1)+(B)(2)</b>                                      | <b>817</b>             | <b>923800</b>          | <b>404000</b>                                | <b>25.63</b>   | <b>25.63</b>               | <b>0</b>                               | <b>0.00</b>            |
|               | <b>TOTAL (A)+(B)</b>  | <b>826</b>             | <b>3604400</b>         | <b>1989300</b>                               | <b>100.00</b>  | <b>100.00</b>              | <b>0</b>                               | <b>0.00</b>            |
| <b>(C)</b>    | <b>Shares held by Custodians and against which Depository Receipts have been issued</b> |                        |                        |  |  |                            |  |                        |
| 1             | Promoter and Promoter Group   |                        |                        |  |  | 0.00                       |  | 0.00                   |
| 2             | Public  |                        |                        |  |  | 0.00                       |  | 0.00                   |
|               | <b>Sub-Total (C)</b>  | <b>0</b>               | <b>0</b>               | <b>0</b>                                     | <b>0.00</b>  | <b>0.00</b>                | <b>0</b>                               | <b>0.00</b>            |
|               | <b>GRAND TOTAL (A)+(B)+(C)</b>  | <b>826</b>             | <b>3604400</b>         | <b>1989300</b>                               | <b>100.00</b>  | <b>100.00</b>              | <b>0</b>                               | <b>0.00</b>            |

for Progressive Extractions &amp; Exports Limited

(Martin Bhondwe)  
Director  
Date 09.10.2014



**Statement Showing Shareholding Pattern**

**Name of the Company : Progressive Extractions & Exports Limited**

**Scrip Code : 532265**

**Quarter Ended : 30.09.2014**

**Notes:**


1. For determining public shareholding for the purpose of Clause 40A
2. For definitions of Promoter and Promoter Group, refer to Clause 40A.
3. Public shareholding

for Progressive Extractions & Exports Limited

(Nitin Bhondwe)

Director

Date: 09.10.2014







## Statement Showing Shareholding Pattern

Name of the Company : Progressive Extractions &amp; Exports Limited

Scrip Code : 532265

Quarter Ended : 30.09.2014

(D)(c) Statement showing Shareholding of persons belonging to the category "Public" and holding more than 5% of the total number of shares


| Sr. No. | Name of the shareholder     | Number of shares | Shares as a percentage of total number of shares {i.e., Grand Total (A)+(B)+(C) indicated in Statement at | Details of warrants |          | Details of convertible securities |          | Total shares (including underlying shares assuming full) |
|---------|-----------------------------|------------------|---|---------------------|----------|-----------------------------------|----------|--|
|         |                             |                  |   | Number              | As a %   | Number                            | % w.r.t  |  |
|         | Non-institutions            |                  |   |                     |          |                                   |          |  |
|         | Bodies Corporate            |                  |   |                     |          |                                   |          |  |
| 1       | Econotech Services Pvt Ltd. | 181200           | 5.03  | 0                   | 0        | 0                                 | 0        | 5.03   |
|         |                             |                  |   |                     |          |                                   |          |  |
|         |                             |                  |   |                     |          |                                   |          |  |
|         | <b>TOTAL</b>                | <b>181200</b>    | <b>5.03</b>   | <b>0</b>            | <b>0</b> | <b>0</b>                          | <b>0</b> | <b>5.03</b>  |

for Progressive Extractions &amp; Exports Limited

(Nitin Bhondwe)

Director

Date: 09.10.2014



## Statement Showing Shareholding Pattern

Name of the Company : Progressive Extractions &amp; Exports Limited

Scrip Code : 532265

Quarter Ended : 30.09.2014

(I)(d) Statement showing details of locked-in shares

| Sr. No. | Name of the shareholder   | PAN        | Number of locked-in shares | Locked-in shares as a percentage of total number of shares {i.e., Grand Total (A)+(B)+(C) indicated in Statement at para (I)(a) above} | Promoter / Promoter Group / Public |
|---------|---------------------------|------------|----------------------------|--|------------------------------------|
| 1       | BETWA REALTORS PVT LTD .  | AAACB6095R | 300400                     | 8.334  | Promoter/Promoter Group            |
| 2       | BETWA FINLEASE PVT.LTD.   | AAACB6096N | 1081900                    | 30.016   | Promoter/Promoter Group            |
| 3       | RENU MAHESHWARI           | ACVPM0236H | 7000                       | 0.194  | Promoter/Promoter Group            |
| 4       | SUNDEEP MAHESHWARI        | AAYPM3483D | 181000                     | 5.022  | Promoter/Promoter Group            |
| 5       | PRAFULLA MAHESHWARI       | ABGPM7615J | 8000                       | 0.222  | Promoter/Promoter Group            |
| 6       | BRJKUNWAR DEVI MAHESHWARI | AFBPM3873R | 7000                       | 0.194  | Promoter/Promoter Group            |
| 7       | SUNJEEV MAHESHWARI        |            | 7000                       | 0.194  | Promoter/Promoter Group            |
| 8       | UMA MAHESHWARI            |            | 7000                       | 0.194  | Promoter/Promoter Group            |
| 9       | AMARKANTAK FARMS PVT LTD  |            | 1081300                    | 29.999   | Promoter/Promoter Group            |
|         | <b>TOTAL</b>              |            | <b>2680600</b>             | <b>74.370</b>  |                                    |

for Progressive Extractions &amp; Exports Limited

(Nitin Bhondwe)

Director

Date: 09.10.2014

